

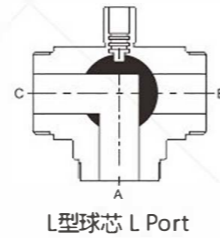
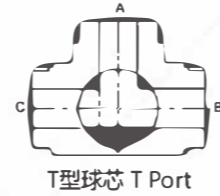
# 全口径三通无滞留球阀 THREADED THREE-WAY FULL BORE MANUAL BALL VALVE



螺纹全口径三通手动全球阀  
Threaded Three-way Full Bore Manual Ball Valve

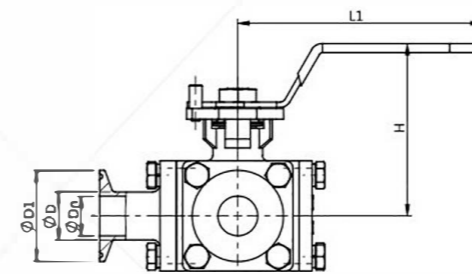


快装/焊接全口径三通手动全球阀  
Quick-install/welded three-way full bore manual ball valve

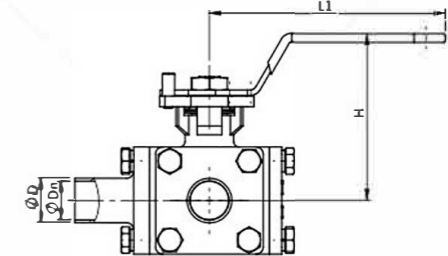


三通球阀流体示意图  
Ball Type

# 全口径三通无滞留球阀 THREADED THREE-WAY FULL BORE MANUAL BALL VALVE



NO.RVB160801



NO.RVB160802

## 应用 APPLICATIONS:

广泛应用于食品加工、饮料、酿酒、生物制药等领域。  
THIS KIND OF VALVE IS WIDELY USED IN THE FIELD OF FOOD PRICESSING, BEVERAGES,WINE, BIOPHARMACEUTICAL ETC.

## 设计特点 DESIGN FEATURES:

全包覆式阀座设计,无滞留高洁净,满足CIP SIP杀菌和清洗要求,耐温110°C,压力10BAR。  
垫圈根据FDA177.2600  
连接方式:快装、焊接、螺纹  
控制方式:手动、气动、电动  
SIZE:1"-4" 标准:3A、DIN、SMS、IDF、RJT、BPE、ISO  
无论何种连接方式,阀体都可更换,且不会改变阀门的总长度  
L型和T型可现场更换,进出口方向可任意组合都保证无滞留,无死角  
Gasket complies with FDA177.2600  
Connection: clamp,weld,thread  
Control mode: manual operation, pneumatic, electric  
Size: 1/2" -4" /DN10-DN100 Standard: 3A,DIN,SMS,IDF,ISO  
Valve body can be repaced in any connections,and the length will not change.  
L-Port or T-Port can be interchangeable on-site inlet, outlet to be any combination of changescan guarantee dead angle,no retention.

## 三通无滞留球阀扭矩表

THE N.M OF THREE-WAY NON-RETENTION BALL VALVE

| SIZE  | 1/2" -3/4" | 1" /DN25 | 1.25" /DN32 | 1.5" /DN40 | 2" /DN50 | 2.5" /DN65 | 3" /DN80 | 4" /DN100 |
|-------|------------|----------|-------------|------------|----------|------------|----------|-----------|
| 扭矩N.M | 10         | 15       | 20          | 25         | 35       | 50         | 75       | 120       |

选择执行器时建议增加20%安全余量  
Advice: increasing 20% Safety Margin When Selecting Actuators

## 3A

| SIZE  | ΦDn  | ΦD    | ΦD1  | L   | L1  | H   |
|-------|------|-------|------|-----|-----|-----|
| 1/2"  | 9.4  | 12.7  | 25.2 | 118 | 135 | 77  |
| 3/4"  | 15.8 | 19.1  | 25.2 | 127 | 135 | 78  |
| 1"    | 22.1 | 25.4  | 50.5 | 152 | 135 | 95  |
| 1.25" | 28.5 | 31.8  | 50.5 | 175 | 181 | 113 |
| 1.5"  | 34.8 | 38.1  | 50.5 | 175 | 181 | 113 |
| 2"    | 47.5 | 50.8  | 64   | 201 | 181 | 121 |
| 2.5"  | 60.2 | 63.5  | 77.5 | 227 | 181 | 135 |
| 3"    | 72.9 | 76.2  | 91   | 262 | 336 | 140 |
| 4"    | 97.4 | 101.6 | 119  | 319 | 436 | 158 |

## DIN

| SIZE  | ΦDn | ΦD  | ΦD1  | L   | L1  | H   |
|-------|-----|-----|------|-----|-----|-----|
| DN15  | 15  | 18  | 34   | 118 | 135 | 77  |
| DN20  | 19  | 22  | 34   | 127 | 135 | 78  |
| DN25  | 25  | 28  | 50.5 | 152 | 135 | 95  |
| DN32  | 31  | 34  | 50.5 | 175 | 181 | 113 |
| DN40  | 37  | 40  | 50.5 | 175 | 181 | 113 |
| DN50  | 49  | 52  | 64   | 201 | 181 | 121 |
| DN65  | 66  | 70  | 91   | 227 | 181 | 135 |
| DN80  | 81  | 85  | 106  | 262 | 336 | 140 |
| DN100 | 100 | 104 | 119  | 319 | 436 | 158 |